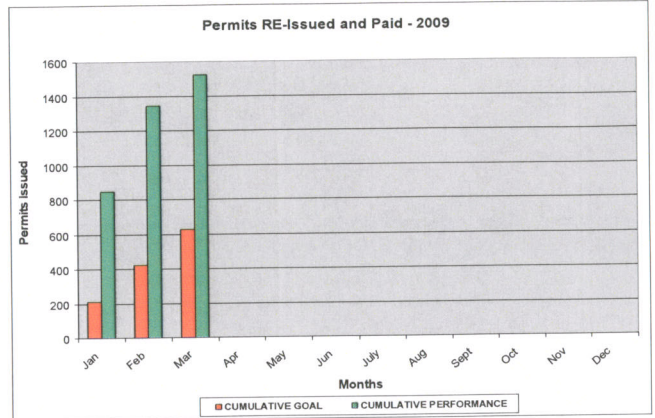


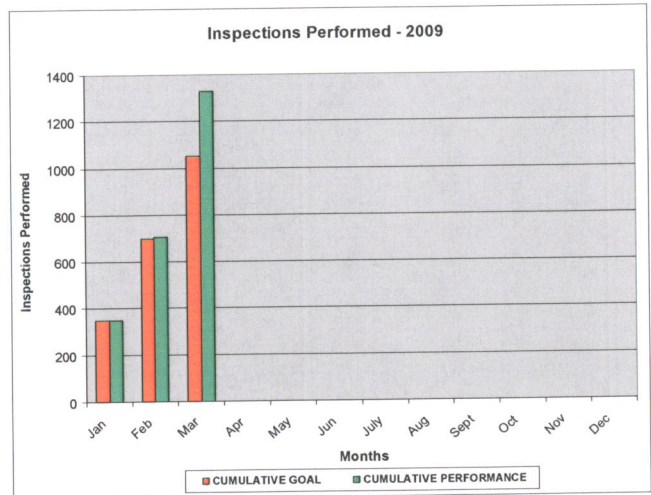
## GREASE MANAGEMENT PROGRAM

Objective: Fully Implement Grease Management Program by December 2002 – Achieved  
 Performance Goals: Re-issue Permits Each Year – Perform 2 Inspections per Permit per Year  
 “Aggressive Inspection & Enforcement = Compliance”  
 Through March 2009

Grease Trap Permits Re-Issued - 2009				
MONTHS	MONTHLY GOAL	CUMULATIVE GOAL	MONTHLY PERFORMANCE	CUMULATIVE PERFORMANCE
Jan	210	210	846	846
Feb	210	420	495	1341
Mar	210	630	181	1522
Apr	210			
May	210			
Jun	210			
July	210			
Aug	210			
Sept	210			
Oct	210			
Nov	210			
Dec	210			



Inspections Performed - 2009				
MONTHS	MONTHLY GOAL	CUMULATIVE GOAL	MONTHLY PERFORMANCE	CUMULATIVE PERFORMANCE
Jan	350	350	349	349
Feb	350	700	358	707
Mar	350	1050	621	1328
Apr	350			
May	350			
Jun	350			
July	350			
Aug	350			
Sept	350			
Oct	350			
Nov	350			
Dec	350			



Inspections Performed January 2002 thru March 2009		
Year	Goal	Performance
2002	4200	4559
2003	4200	7010
2004	4200	7026
2005	4200	7304
2006	4200	7519
2007	4200	6664
2008	4200	6504
2009	4200	1522
<b>TOTAL</b>	<b>33,600</b>	<b>48,108</b>

### Grease Management Program Fully Implemented

Issued 2,100 Permits by December 2002  
 Issued 2,100 Permits by December 2003  
 Re-issued 1,913 Permits by December 2004  
 Re-issued 2,147 Permits by December 2005  
 Re-issued 2,707 Permits by December 2006  
 Re-issued 1,132 Permits by December 2007  
 Re-issued 1,889 Permits by December 2008  
 Re-issued 1,522 Permits by March 2009

### Inspections – January 2002 through December 2008

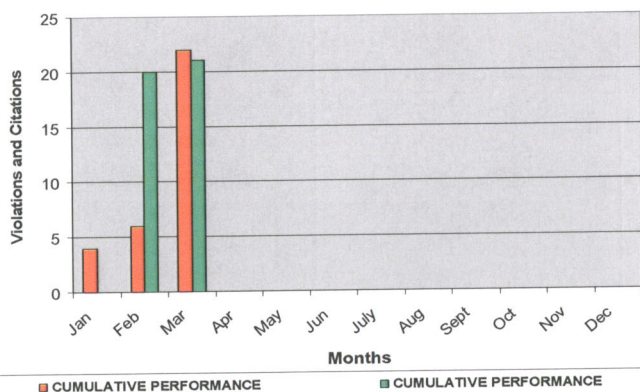
Cumulative 78 Month Performance Ahead of Goal  
 Performed 48,108 Inspections versus Goal of 33,600

## GREASE MANAGEMENT PROGRAM

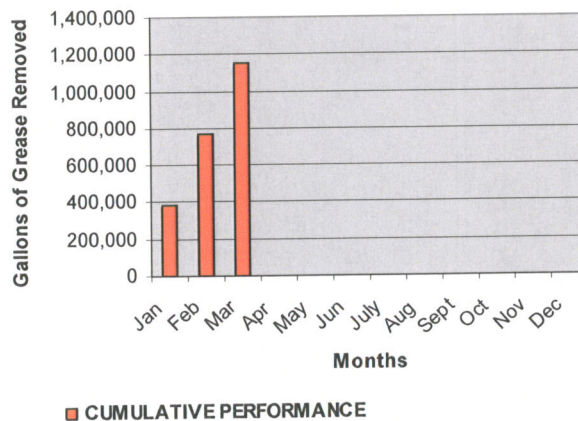
Objective: Fully Implement Grease Management Program by December 2002 – Achieved  
 Performance Goals: Re-issue Permits Each Year – Perform 2 Inspections per Permit per Year  
 “Aggressive Inspection & Enforcement = Compliance”  
 Through March 2009

MONTHS	Notice of Violations Issued		Citations Issued		Fines (Re Inspection)
	MONTHLY PERFORMANCE	CUMULATIVE PERFORMANCE	MONTHLY PERFORMANCE	CUMULATIVE PERFORMANCE	MONTHLY PERFORMANCE
Jan	4	4	0	0	\$1,000
Feb	2	6	20	20	\$400
Mar	16	22	1	21	\$600
Apr					
May					
Jun					
July					
Aug					
Sept					
Oct					
Nov					
Dec					

Violations and Citations Issued - 2009



Gallons of Grease Collected at Grease Traps - 2009



Gallons of Grease Collected at Grease Traps - 2009

MONTHS	MONTHLY GOAL	CUMULATIVE PERFORMANCE
Jan	387,248	387,248
Feb	380,197	767,445
Mar	382,134	1,149,579
Apr		
May		
Jun		
July		
Aug		
Sept		
Oct		
Nov		
Dec		

Adjudicated Fines

Sept 2002 through 2008	
Year	Amount
2002	\$8,000.00
2003	\$0.00
2004	11,000.00
2005	\$10,300.00
2006	\$12,995.00
2007	\$119,000.00
2008	\$5,300.00
2009	\$10,450.00